



Session: SECA TODAY – CHALLENGES OF TOMORROW

Bogdan Ołdakowski, Secretary General, Baltic Ports Organization

Transport Week 2016
8 March 2016, Sopot, Poland





Baltic Ports Organization

The BPO's mission is to contribute to sustainable development of maritime transport and the port industry in the Baltic Sea Region, thereby strengthening its global competitiveness.

- active industry organization inspiring and supporting its members while cooperating pro-actively with relevant partners
- established on October 10, 1991, in Copenhagen
- 45 members of the most significant ports in the nine countries surrounding the Baltic Sea
- well-recognized within the BSR, in EU bodies and other European regions
- registered in Estonia (Port of Tallinn headquarter) and operates according to the Estonian Law on Non-profit Associations.





BALTIC PORTS ORGANIZATION



Friendship Members

- ADELTE Ports & Maritime
- Autostore
- Centre for Maritime Studies (CMS)
- Hamburg Port Authority
- Konecranes
- Port of Hamburg Marketing





#Relations

#Overcapacity

#EU-Russia

#PortPackage

#Sewage_from_passenger_ships

#SECA

#Waste_from_scrubbers

#RussianEconomy

#TEN-T

#EU_economy

#Efficiency

#Too_many_ports

#LNG





25th
anniversary



www.bpoports.com





Report: SECA is real now | BPO, April 2015





MEMBER OF
REMONTOWA
HOLDING S.A.

REMONTOWA
SHIPREPAIR YARD





MEMBER OF
REMONTOWA
HOLDING S.A.

REMONTOWA
SHIPREPAIR YARD





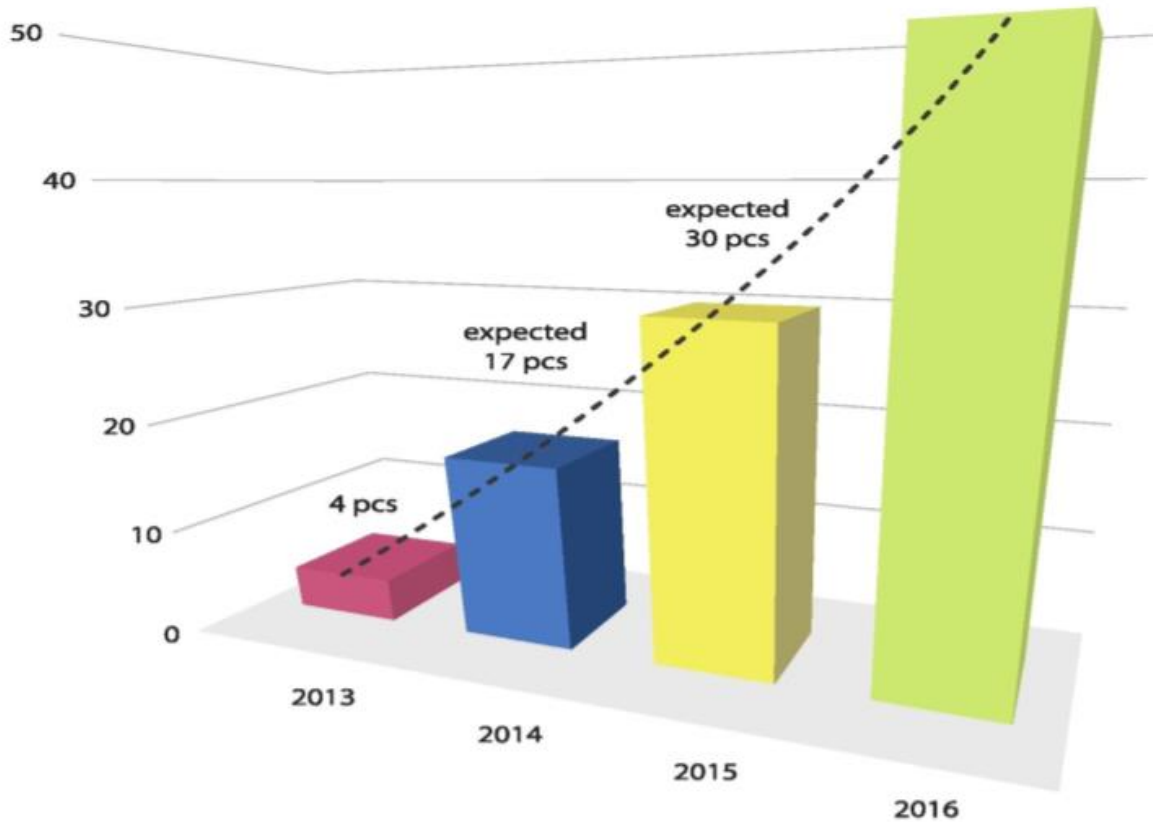
MEMBER OF
REMONTOWA
HOLDING S.A.

REMONTOWA
SHIPREPAIR YARD





Scrubber projects in REMONTOWA





SECA is real now

A short report on implementing the EU
Sulphur Directive and the first market
reactions

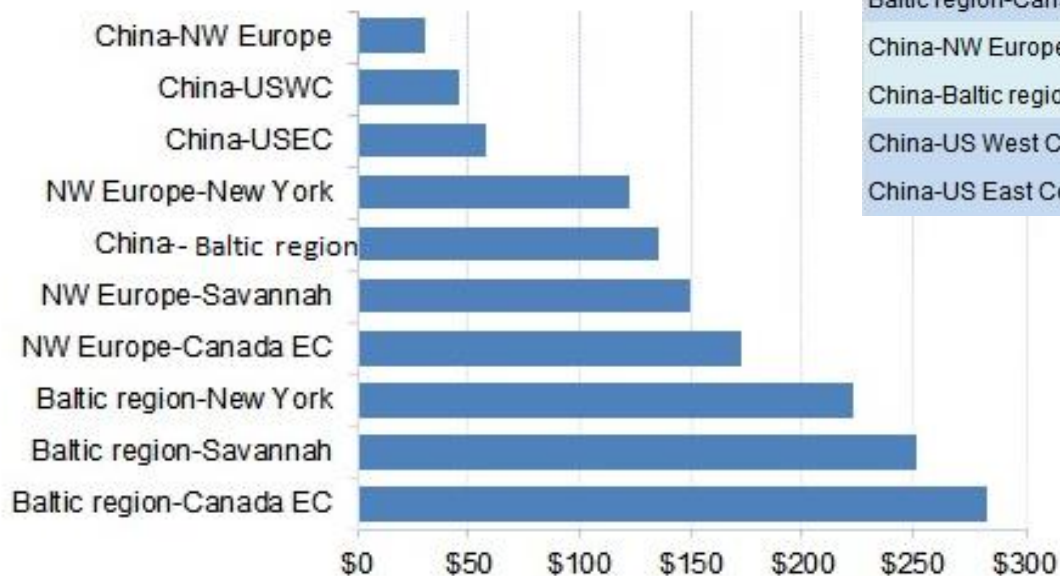
April 2015





Price adjustment

Low sulphur fuel surcharges depending on the route USD/40 ft c.(source: Drewry)



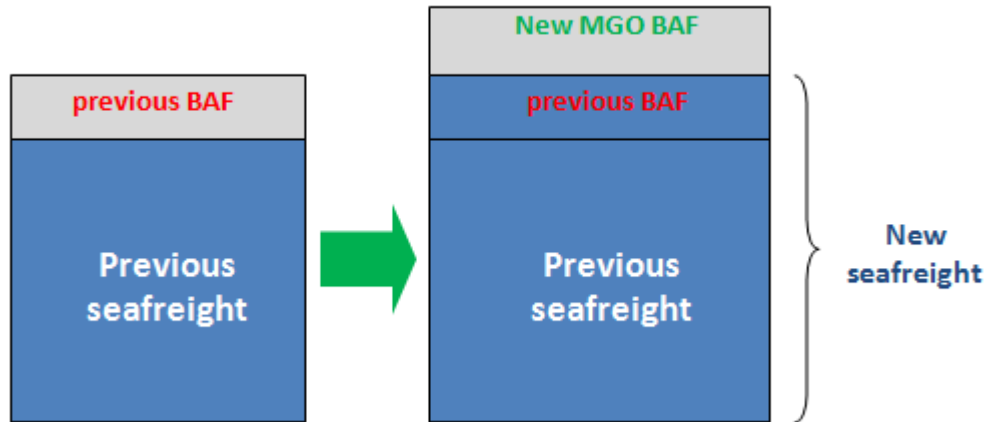
Route	Maersk	MSC	CMA CGM	OOCL	TSA	Average
NW Europe-New York	130	150	50-110	130	N/A	123
Baltic region-New York	230	260	150-210	??	N/A	223
NW Europe-Savannah	130	190	100-200	130	N/A	150
Baltic region-Savannah	230	300	150-300	??	N/A	252
NW Europe-Canada East Coast	160	260	80-160	150	N/A	173
Baltic region-Canada East Coast	260	370	180-260	??	N/A	283
China-NW Europe	30	30	50	TBA	N/A	30
China-Baltic region	130	140	150	TBA	N/A	135
China-US West Coast	TBA	50	36-48	TBA	53	48
China-US East Coast	TBA	60	51-60	TBA	67	61





Price adjustments (ro-ro)

Levels of MGO BAF (as of March 2015)



Ro-pax, ro-ro operator	EUR/per lane metre
Stena Line	0.17-1.71
DFDS Seaways	0.52-4.96
Finnlines	1.60-2.80
Viking Line	1.95-2.92





**13.00 – 15.00 Session:
SECA TODAY – CHALLENGES OF TOMORROW**

Monitoring of the implementation of Sulphur Directive in EU countries
Ioannis Mispinas, Project Officer for Environmental Protection, EMSA

Can MRV implementation learn from our SECA experience?
Poul Woodwall, Director Environment & Sustainability, DFDS Seaways

Running a ro-ro and ferry business under the new emission rules
Staffan Herlin, Head of Group Marketing and Sales, Finnlines

EU Sulphur Directive – a year after the entry into force. How ship-owners are meeting new regulation?

Monika Rozmarynowska-Mrozek, Assistant at Gdynia Maritime University,
Researcher at Baltic Ports Organization

Discussion